





# Practice Cutting Circles



## Making Flowers

### You Will Need:

- Round stickers or any stickers
- Scissors
- 2 popsicle sticks

Print on card stock and cut this page in 4 pieces to make cutting out circles easier.

Put round stickers all around the circle, spacing each circle one finger width away from each other.

Cut the circles by making sure you cut through each sticker.

If your scissor does not cut through the sticker, you know that you are not in the right spot.

