



Hammer

LETTERS



www.MissMancy.com

Hammer

LETTERS




www.MissMancy.com



Hammer

LETTERS



www.MissMancy.com

Hammer

LETTERS




www.MissMancy.com





Hammer

LETTERS



www.MissMancy.com

Hammer

LETTERS



www.MissMancy.com



Hammer


LETTERS



www.MissMancy.com

Hammer

LETTERS



www.MissMancy.com





Hammer

LETTERS



www.MissMancy.com

Hammer

LETTERS




www.MissMancy.com



Hammer


LETTERS



www.MissMancy.com

Hammer

LETTERS




www.MissMancy.com



Hammer


LETTERS



www.MissMancy.com

Hammer

LETTERS




www.MissMancy.com



Hammer

LETTERS



www.MissMancy.com

Hammer

LETTERS



www.MissMancy.com



Hammer

LETTERS



www.MissMancy.com

Hammer

LETTERS



www.MissMancy.com



Hammer

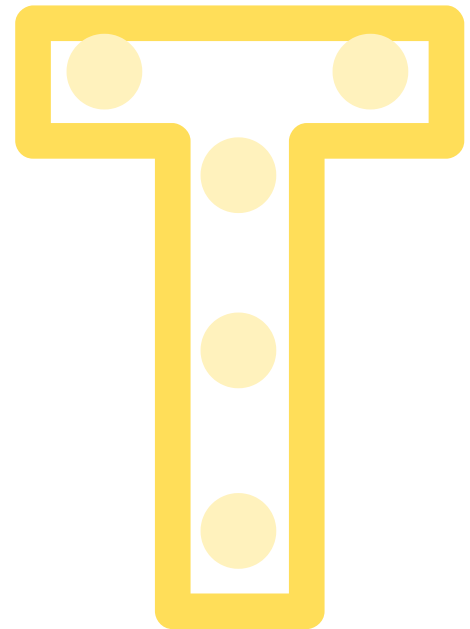
LETTERS



www.MissMancy.com

Hammer

LETTERS




www.MissMancy.com





Hammer

LETTERS



www.MissMancy.com

Hammer

LETTERS



www.MissMancy.com



Hammer

LETTERS



www.MissMancy.com

Hammer

LETTERS



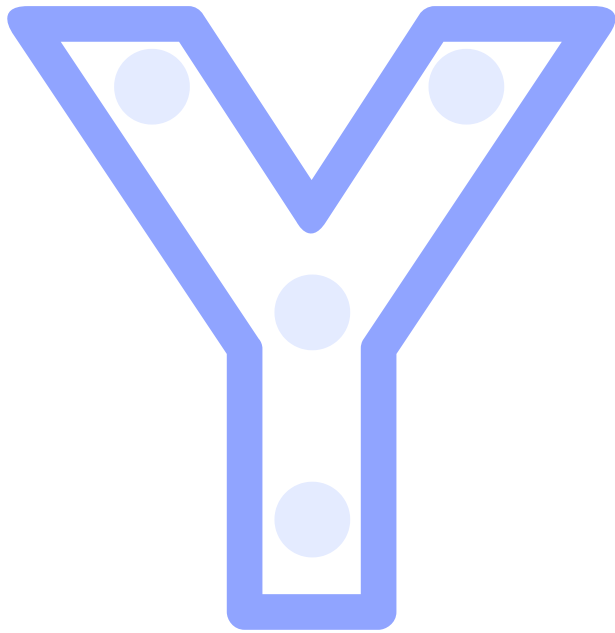
www.MissMancy.com





Hammer

LETTERS



www.MissMancy.com

Hammer

LETTERS



www.MissMancy.com

HAMMER TIME

You Will Need:

Golf Tees

Foam Board

How to Use this Activity:

Begin by placing a letter on the foam board

Name the letter

Poke each dot with a peg

Hammer the peg to strengthen your hands



www.MissMancy.com